

## Plum SHS (2012 - 2013)

### Building Level Academic Score


 **80.5**

Select View Calculation below to see the detailed calculation used to determine the building level academic score.

 [View Calculation](#)

### Federal Accountability Designation

**Non-Title I School: Not Applicable**

 Federal Accountability Descriptions

Required Federal Reporting Measures [www.eseafedreport.com](http://www.eseafedreport.com)


### Academic Performance Fast Facts

(Select any data element for its definition.)

<a href="#">PSSA/Keystone Proficiency Reported for Grade(s)</a>	11
<a href="#">Test Participation Rate: Mathematics/Algebra I - All Students</a>	98.8
<a href="#">Test Participation Rate: Reading/Literature - All Students</a>	98.8
<a href="#">Test Participation Rate: Science/Biology - All Students</a>	98.8
<a href="#">Test Participation Rate: Writing - All Students</a>	Not Available
<a href="#">Students Eligible for Opportunity Scholarship Tax Credit Program</a>	No
<a href="#">SAT Subject Scores (Averages)</a>	
Math	514.19
Reading	504.02
Writing	485.14
<a href="#">ACT Subject Scores (Averages)</a>	
Math	24.35
Reading	25.65
English	24.83
Science	23.93


### Academic Performance Data

(This data is used to determine the building level academic score.)



(Select any data element for further detail.)

Data Element	Performance Measure
<b>Indicators of Academic Achievement</b>	
<a href="#">Mathematics/Algebra I - Percent Proficient or Advanced on PSSA/Keystone</a>	 60.49
<a href="#">Reading/Literature - Percent Proficient or Advanced on PSSA/Keystone</a>	 75.68
<a href="#">Science/Biology - Percent Proficient or Advanced on PSSA/Keystone</a>	 47.72
<a href="#">Writing - Percent Proficient or Advanced on PSSA</a>	 NA
<a href="#">Industry Standards-Based Competency Assessments - Percent Competent or Advanced</a>	 85.71
<a href="#">Grade 3 Reading - Percent Proficient or Advanced on PSSA</a>	 NA
<a href="#">SAT/ACT College Ready Benchmark</a>	 <b>100.00</b>
<b>Indicators of Closing the Achievement Gap - All Students</b>	
<a href="#">Mathematics/Algebra I - Percent of Required Gap Closure Met</a>	 NA
<a href="#">Reading/Literature - Percent of Required Gap Closure Met</a>	 NA
<a href="#">Science/Biology - Percent of Required Gap Closure Met</a>	 NA
<a href="#">Writing - Percent of Required Gap Closure Met</a>	 NA
<b>Indicators of Closing the Achievement Gap - Historically Underperforming Students *</b>	
<a href="#">Mathematics/Algebra I - Percent of Required Gap Closure Met</a>	 NA
<a href="#">Reading/Literature - Percent of Required Gap Closure Met</a>	 NA
<a href="#">Science/Biology - Percent of Required Gap Closure Met</a>	 NA
<a href="#">Writing - Percent of Required Gap Closure Met</a>	 NA
<b>Indicators of Academic Growth/PVAAS</b>	
<a href="#">Mathematics/Algebra I - Meeting Annual Academic Growth Expectations</a>	 56.00
<a href="#">Reading/Literature - Meeting Annual Academic Growth Expectations</a>	 83.00
<a href="#">Science/Biology - Meeting Annual Academic Growth Expectations</a>	 100.00
<a href="#">Writing - Meeting Annual Academic Growth Expectations</a>	 NA
<b>Other Academic Indicators</b>	
<a href="#">Cohort Graduation Rate</a>	 92.92
<a href="#">Promotion Rate **</a>	 NA
<a href="#">Attendance Rate</a>	 92.31
<a href="#">Advanced Placement, International Baccalaureate Diploma, or College Credit</a>	 <b>100.00</b>
<a href="#">PSAT/Plan Participation</a>	 <b>100.00</b>
<b>Extra Credit for Advanced Achievement</b>	
<a href="#">Percent PSSA/Keystone Advanced - Mathematics/Algebra I</a>	24.32
<a href="#">Percent PSSA/Keystone Advanced - Reading/Literature</a>	13.98
<a href="#">Percent PSSA/Keystone Advanced - Science/Biology</a>	8.51

<a href="#">Percent PSSA Advanced - Writing</a>	NA
<a href="#">Percent Advanced - Industry Standards-Based Competency Assessments</a>	64.29
<a href="#">Percent 3 or Higher on an Advanced Placement Exam</a>	<a href="#">69.27</a>
<i>* Indicators of closing the achievement gap will be included in 2013 - 2014</i>	
<i>** Promotion Rate will be included in 2013-2014</i>	
 <a href="#">View Calculation</a>	



## Oblock JHS (2012 - 2013)

## Building Level Academic Score


 **86.2**

Select View Calculation below to see the detailed calculation used to determine the building level academic score.

 [View Calculation](#)

## Federal Accountability Designation

**Non-Title I School: Not Applicable**

 Federal Accountability Descriptions

Required Federal Reporting [www.esaefedreport.com](http://www.esaefedreport.com)  
Measures


## Academic Performance Fast Facts

(Select any data element for its definition.)

























<a href="#">PSSA/Keystone Proficiency Reported for Grade(s)</a>	7.8
<a href="#">Test Participation Rate: Mathematics/Algebra I - All Students</a>	99.8
<a href="#">Test Participation Rate: Reading/Literature - All Students</a>	99.8
<a href="#">Test Participation Rate: Science/Biology - All Students</a>	99.4
<a href="#">Test Participation Rate: Writing - All Students</a>	100.0
<a href="#">Students Eligible for Opportunity Scholarship Tax Credit Program</a>	No
<a href="#">SAT Subject Scores (Averages)</a>	
Math	NA
Reading	NA
Writing	NA
<a href="#">ACT Subject Scores (Averages)</a>	
Math	NA
Reading	NA
English	NA
Science	NA


## Academic Performance Data

(This data is used to determine the building level academic score.)



(Select any data element for further detail.)

Data Element	Performance Measure
<b>Indicators of Academic Achievement</b>	
<a href="#">Mathematics/Algebra I - Percent Proficient or Advanced on PSSA/Keystone</a>	 84.10
<a href="#">Reading/Literature - Percent Proficient or Advanced on PSSA/Keystone</a>	 86.11
<a href="#">Science/Biology - Percent Proficient or Advanced on PSSA/Keystone</a>	 75.83
<a href="#">Writing - Percent Proficient or Advanced on PSSA</a>	 83.78
<a href="#">Industry Standards-Based Competency Assessments - Percent Competent or Advanced</a>	 NA
<a href="#">Grade 3 Reading - Percent Proficient or Advanced on PSSA</a>	 NA
<a href="#">SAT/ACT College Ready Benchmark</a>	 <u>NA</u>
<b>Indicators of Closing the Achievement Gap - All Students</b>	
<a href="#">Mathematics/Algebra I - Percent of Required Gap Closure Met</a>	 NA
<a href="#">Reading/Literature - Percent of Required Gap Closure Met</a>	 NA
<a href="#">Science/Biology - Percent of Required Gap Closure Met</a>	 NA
<a href="#">Writing - Percent of Required Gap Closure Met</a>	 NA
<b>Indicators of Closing the Achievement Gap - Historically Underperforming Students *</b>	
<a href="#">Mathematics/Algebra I - Percent of Required Gap Closure Met</a>	 NA
<a href="#">Reading/Literature - Percent of Required Gap Closure Met</a>	 NA
<a href="#">Science/Biology - Percent of Required Gap Closure Met</a>	 NA
<a href="#">Writing - Percent of Required Gap Closure Met</a>	 NA
<b>Indicators of Academic Growth/PVAAS</b>	
<a href="#">Mathematics/Algebra I - Meeting Annual Academic Growth Expectations</a>	 64.00
<a href="#">Reading/Literature - Meeting Annual Academic Growth Expectations</a>	 100.00
<a href="#">Science/Biology - Meeting Annual Academic Growth Expectations</a>	 100.00
<a href="#">Writing - Meeting Annual Academic Growth Expectations</a>	 78.00
<b>Other Academic Indicators</b>	
<a href="#">Cohort Graduation Rate</a>	 NA
<a href="#">Promotion Rate **</a>	 NA
<a href="#">Attendance Rate</a>	 94.75
<a href="#">Advanced Placement, International Baccalaureate Diploma, or College Credit</a>	 <u>NA</u>
<a href="#">PSAT/Plan Participation</a>	 <u>NA</u>
<b>Extra Credit for Advanced Achievement</b>	
<a href="#">Percent PSSA/Keystone Advanced - Mathematics/Algebra I</a>	52.01
<a href="#">Percent PSSA/Keystone Advanced - Reading/Literature</a>	63.27
<a href="#">Percent PSSA/Keystone Advanced - Science/Biology</a>	36.55

<a href="#">Percent PSSA Advanced - Writing</a>	10.51
<a href="#">Percent Advanced - Industry Standards-Based Competency Assessments</a>	NA
<a href="#">Percent 3 or Higher on an Advanced Placement Exam</a>	NA
<i>* Indicators of closing the achievement gap will be included in 2013 - 2014</i>	
<i>** Promotion Rate will be included in 2013-2014</i>	
 <a href="#">View Calculation</a>	



## Stevenson El Sch (2012 - 2013)

## Building Level Academic Score


 90.9

Select View Calculation below to see the detailed calculation used to determine the building level academic score.

 [View Calculation](#)

## Federal Accountability Designation

**Non-Title I School: Not Applicable**

 Federal Accountability Descriptions

Required Federal Reporting [www.esaefedreport.com](http://www.esaefedreport.com)  
Measures


## Academic Performance Fast Facts

(Select any data element for its definition.)

<a href="#">PSSA/Keystone Proficiency Reported for Grade(s)</a>	3,4,5,6
<a href="#">Test Participation Rate: Mathematics/Algebra I - All Students</a>	100.0
<a href="#">Test Participation Rate: Reading/Literature - All Students</a>	100.0
<a href="#">Test Participation Rate: Science/Biology - All Students</a>	100.0
<a href="#">Test Participation Rate: Writing - All Students</a>	100.0
<a href="#">Students Eligible for Opportunity Scholarship Tax Credit Program</a>	No
<a href="#">SAT Subject Scores (Averages)</a>	Math NA Reading NA Writing NA
<a href="#">ACT Subject Scores (Averages)</a>	Math NA Reading NA English NA Science NA


## Academic Performance Data

(This data is used to determine the building level academic score.)



(Select any data element for further detail.)

Data Element	Performance Measure
<b>Indicators of Academic Achievement</b>	
<a href="#">Mathematics/Algebra I - Percent Proficient or Advanced on PSSA/Keystone</a>	 95.65
<a href="#">Reading/Literature - Percent Proficient or Advanced on PSSA/Keystone</a>	 79.56
<a href="#">Science/Biology - Percent Proficient or Advanced on PSSA/Keystone</a>	 92.73
<a href="#">Writing - Percent Proficient or Advanced on PSSA</a>	 94.74
<a href="#">Industry Standards-Based Competency Assessments - Percent Competent or Advanced</a>	 NA
<a href="#">Grade 3 Reading - Percent Proficient or Advanced on PSSA</a>	 87.10
<a href="#">SAT/ACT College Ready Benchmark</a>	 <u>NA</u>
<b>Indicators of Closing the Achievement Gap - All Students</b>	
<a href="#">Mathematics/Algebra I - Percent of Required Gap Closure Met</a>	 NA
<a href="#">Reading/Literature - Percent of Required Gap Closure Met</a>	 NA
<a href="#">Science/Biology - Percent of Required Gap Closure Met</a>	 NA
<a href="#">Writing - Percent of Required Gap Closure Met</a>	 NA
<b>Indicators of Closing the Achievement Gap - Historically Underperforming Students *</b>	
<a href="#">Mathematics/Algebra I - Percent of Required Gap Closure Met</a>	 NA
<a href="#">Reading/Literature - Percent of Required Gap Closure Met</a>	 NA
<a href="#">Science/Biology - Percent of Required Gap Closure Met</a>	 NA
<a href="#">Writing - Percent of Required Gap Closure Met</a>	 NA
<b>Indicators of Academic Growth/PVAAS</b>	
<a href="#">Mathematics/Algebra I - Meeting Annual Academic Growth Expectations</a>	 100.00
<a href="#">Reading/Literature - Meeting Annual Academic Growth Expectations</a>	 80.00
<a href="#">Science/Biology - Meeting Annual Academic Growth Expectations</a>	 74.00
<a href="#">Writing - Meeting Annual Academic Growth Expectations</a>	 100.00
<b>Other Academic Indicators</b>	
<a href="#">Cohort Graduation Rate</a>	 NA
<a href="#">Promotion Rate **</a>	 NA
<a href="#">Attendance Rate</a>	 95.86
<a href="#">Advanced Placement, International Baccalaureate Diploma, or College Credit</a>	 <u>NA</u>
<a href="#">PSAT/Plan Participation</a>	 <u>NA</u>
<b>Extra Credit for Advanced Achievement</b>	
<a href="#">Percent PSSA/Keystone Advanced - Mathematics/Algebra I</a>	59.13
<a href="#">Percent PSSA/Keystone Advanced - Reading/Literature</a>	33.91
<a href="#">Percent PSSA/Keystone Advanced - Science/Biology</a>	52.73

<a href="#">Percent PSSA Advanced - Writing</a>	3.51
<a href="#">Percent Advanced - Industry Standards-Based Competency Assessments</a>	NA
<a href="#">Percent 3 or Higher on an Advanced Placement Exam</a>	NA
<i>* Indicators of closing the achievement gap will be included in 2013 - 2014</i>	
<i>** Promotion Rate will be included in 2013-2014</i>	
 <a href="#">View Calculation</a>	



## Center El Sch (2012 - 2013)

## Building Level Academic Score


 **88.4**


Select View Calculation below to see the detailed calculation used to determine the building level academic score.

 [View Calculation](#)

## Federal Accountability Designation

## Title I School: No Designation

 Federal Accountability Measures

 Federal Accountability Descriptions

Required Federal Reporting [www.eseafedreport.com](http://www.eseafedreport.com)  
Measures


## Academic Performance Fast Facts

(Select any data element for its definition.)

<a href="#">PSSA/Keystone Proficiency Reported for Grade(s)</a>	3,4,5,6
<a href="#">Test Participation Rate: Mathematics/Algebra I - All Students</a>	100.0
<a href="#">Test Participation Rate: Reading/Literature - All Students</a>	100.0
<a href="#">Test Participation Rate: Science/Biology - All Students</a>	100.0
<a href="#">Test Participation Rate: Writing - All Students</a>	100.0
<a href="#">Students Eligible for Opportunity Scholarship Tax Credit Program</a>	No
<a href="#">SAT Subject Scores (Averages)</a>	Math NA Reading NA Writing NA
<a href="#">ACT Subject Scores (Averages)</a>	Math NA Reading NA English NA Science NA


## Academic Performance Data

(This data is used to determine the building level academic score.)



(Select any data element for further detail.)

Data Element	Performance Measure
<b>Indicators of Academic Achievement</b>	
<a href="#">Mathematics/Algebra I - Percent Proficient or Advanced on PSSA/Keystone</a>	 86.85
<a href="#">Reading/Literature - Percent Proficient or Advanced on PSSA/Keystone</a>	 80.48
<a href="#">Science/Biology - Percent Proficient or Advanced on PSSA/Keystone</a>	 93.65
<a href="#">Writing - Percent Proficient or Advanced on PSSA</a>	 83.61
<a href="#">Industry Standards-Based Competency Assessments - Percent Competent or Advanced</a>	 NA
<a href="#">Grade 3 Reading - Percent Proficient or Advanced on PSSA</a>	 76.47
<a href="#">SAT/ACT College Ready Benchmark</a>	 <u>NA</u>
<b>Indicators of Closing the Achievement Gap - All Students</b>	
<a href="#">Mathematics/Algebra I - Percent of Required Gap Closure Met</a>	 NA
<a href="#">Reading/Literature - Percent of Required Gap Closure Met</a>	 NA
<a href="#">Science/Biology - Percent of Required Gap Closure Met</a>	 NA
<a href="#">Writing - Percent of Required Gap Closure Met</a>	 NA
<b>Indicators of Closing the Achievement Gap - Historically Underperforming Students *</b>	
<a href="#">Mathematics/Algebra I - Percent of Required Gap Closure Met</a>	 NA
<a href="#">Reading/Literature - Percent of Required Gap Closure Met</a>	 NA
<a href="#">Science/Biology - Percent of Required Gap Closure Met</a>	 NA
<a href="#">Writing - Percent of Required Gap Closure Met</a>	 NA
<b>Indicators of Academic Growth/PVAAS</b>	
<a href="#">Mathematics/Algebra I - Meeting Annual Academic Growth Expectations</a>	 95.00
<a href="#">Reading/Literature - Meeting Annual Academic Growth Expectations</a>	 75.00
<a href="#">Science/Biology - Meeting Annual Academic Growth Expectations</a>	 100.00
<a href="#">Writing - Meeting Annual Academic Growth Expectations</a>	 85.00
<b>Other Academic Indicators</b>	
<a href="#">Cohort Graduation Rate</a>	 NA
<a href="#">Promotion Rate **</a>	 NA
<a href="#">Attendance Rate</a>	 96.59
<a href="#">Advanced Placement, International Baccalaureate Diploma, or College Credit</a>	 <u>NA</u>
<a href="#">PSAT/Plan Participation</a>	 <u>NA</u>
<b>Extra Credit for Advanced Achievement</b>	
<a href="#">Percent PSSA/Keystone Advanced - Mathematics/Algebra I</a>	60.96
<a href="#">Percent PSSA/Keystone Advanced - Reading/Literature</a>	34.26
<a href="#">Percent PSSA/Keystone Advanced - Science/Biology</a>	69.84

<a href="#">Percent PSSA Advanced - Writing</a>	0.00
<a href="#">Percent Advanced - Industry Standards-Based Competency Assessments</a>	NA
<a href="#">Percent 3 or Higher on an Advanced Placement Exam</a>	<a href="#">NA</a>
<i>* Indicators of closing the achievement gap will be included in 2013 - 2014</i>	
<i>** Promotion Rate will be included in 2013-2014</i>	
 <a href="#">View Calculation</a>	



# Holiday Park El Sch (2012 - 2013)

## Building Level Academic Score

 **83.5**

Select View Calculation below to see the detailed calculation used to determine the building level academic score.

 [View Calculation](#)

## Federal Accountability Designation

### Title I School: No Designation

☒ Federal Accountability Measures

☒ Federal Accountability Descriptions

Required Federal Reporting [www.eseafedreport.com](http://www.eseafedreport.com)  
Measures


## Academic Performance Fast Facts

(Select any data element for its definition.)

<a href="#">PSSA/Keystone Proficiency Reported for Grade(s)</a>	3,4,5,6
<a href="#">Test Participation Rate: Mathematics/Algebra I - All Students</a>	100.0
<a href="#">Test Participation Rate: Reading/Literature - All Students</a>	100.0
<a href="#">Test Participation Rate: Science/Biology - All Students</a>	100.0
<a href="#">Test Participation Rate: Writing - All Students</a>	100.0
<a href="#">Students Eligible for Opportunity Scholarship Tax Credit Program</a>	No
<a href="#">SAT Subject Scores (Averages)</a>	Math NA Reading NA Writing NA
<a href="#">ACT Subject Scores (Averages)</a>	Math NA Reading NA English NA Science NA


## Academic Performance Data

(This data is used to determine the building level academic score.)



(Select any data element for further detail.)

Data Element	Performance Measure
<b>Indicators of Academic Achievement</b>	
<a href="#">Mathematics/Algebra I - Percent Proficient or Advanced on PSSA/Keystone</a>	 84.31
<a href="#">Reading/Literature - Percent Proficient or Advanced on PSSA/Keystone</a>	 83.92
<a href="#">Science/Biology - Percent Proficient or Advanced on PSSA/Keystone</a>	 93.24
<a href="#">Writing - Percent Proficient or Advanced on PSSA</a>	 80.64
<a href="#">Industry Standards-Based Competency Assessments - Percent Competent or Advanced</a>	 NA
<a href="#">Grade 3 Reading - Percent Proficient or Advanced on PSSA</a>	 92.31
<a href="#">SAT/ACT College Ready Benchmark</a>	 <b>NA</b>
<b>Indicators of Closing the Achievement Gap - All Students</b>	
<a href="#">Mathematics/Algebra I - Percent of Required Gap Closure Met</a>	 NA
<a href="#">Reading/Literature - Percent of Required Gap Closure Met</a>	 NA
<a href="#">Science/Biology - Percent of Required Gap Closure Met</a>	 NA
<a href="#">Writing - Percent of Required Gap Closure Met</a>	 NA
<b>Indicators of Closing the Achievement Gap - Historically Underperforming Students *</b>	
<a href="#">Mathematics/Algebra I - Percent of Required Gap Closure Met</a>	 NA
<a href="#">Reading/Literature - Percent of Required Gap Closure Met</a>	 NA
<a href="#">Science/Biology - Percent of Required Gap Closure Met</a>	 NA
<a href="#">Writing - Percent of Required Gap Closure Met</a>	 NA
<b>Indicators of Academic Growth/PVAAS</b>	
<a href="#">Mathematics/Algebra I - Meeting Annual Academic Growth Expectations</a>	 62.00
<a href="#">Reading/Literature - Meeting Annual Academic Growth Expectations</a>	 59.00
<a href="#">Science/Biology - Meeting Annual Academic Growth Expectations</a>	 79.00
<a href="#">Writing - Meeting Annual Academic Growth Expectations</a>	 100.00
<b>Other Academic Indicators</b>	
<a href="#">Cohort Graduation Rate</a>	 NA
<a href="#">Promotion Rate **</a>	 NA
<a href="#">Attendance Rate</a>	 96.19
<a href="#">Advanced Placement, International Baccalaureate Diploma, or College Credit</a>	 <b>NA</b>
<a href="#">PSAT/Plan Participation</a>	 <b>NA</b>
<b>Extra Credit for Advanced Achievement</b>	
<a href="#">Percent PSSA/Keystone Advanced - Mathematics/Algebra I</a>	53.33
<a href="#">Percent PSSA/Keystone Advanced - Reading/Literature</a>	43.14
<a href="#">Percent PSSA/Keystone Advanced - Science/Biology</a>	58.11

<a href="#">Percent PSSA Advanced - Writing</a>	3.23
<a href="#">Percent Advanced - Industry Standards-Based Competency Assessments</a>	NA
<a href="#">Percent 3 or Higher on an Advanced Placement Exam</a>	<a href="#">NA</a>
<i>* Indicators of closing the achievement gap will be included in 2013 - 2014</i>	
<i>** Promotion Rate will be included in 2013-2014</i>	
 <a href="#">View Calculation</a>	



# Pivik El Sch (2012 - 2013)

## Building Level Academic Score

 90.4

Select View Calculation below to see the detailed calculation used to determine the building level academic score.

 [View Calculation](#)

## Federal Accountability Designation

**Title I School: No Designation**

☒ Federal Accountability Measures

☒ Federal Accountability Descriptions

Required Federal Reporting [www.esaefedreport.com](http://www.esaefedreport.com)  
Measures


## Academic Performance Fast Facts

(Select any data element for its definition.)

<a href="#">PSSA/Keystone Proficiency Reported for Grade(s)</a>	3,4,5,6
<a href="#">Test Participation Rate: Mathematics/Algebra I - All Students</a>	99.3
<a href="#">Test Participation Rate: Reading/Literature - All Students</a>	100.0
<a href="#">Test Participation Rate: Science/Biology - All Students</a>	100.0
<a href="#">Test Participation Rate: Writing - All Students</a>	100.0
<a href="#">Students Eligible for Opportunity Scholarship Tax Credit Program</a>	No
<a href="#">SAT Subject Scores (Averages)</a>	Math NA Reading NA Writing NA
<a href="#">ACT Subject Scores (Averages)</a>	Math NA Reading NA English NA Science NA


## Academic Performance Data

(This data is used to determine the building level academic score.)



(Select any data element for further detail.)

Data Element	Performance Measure
<b>Indicators of Academic Achievement</b>	
<a href="#">Mathematics/Algebra I - Percent Proficient or Advanced on PSSA/Keystone</a>	 87.81
<a href="#">Reading/Literature - Percent Proficient or Advanced on PSSA/Keystone</a>	 76.34
<a href="#">Science/Biology - Percent Proficient or Advanced on PSSA/Keystone</a>	 91.18
<a href="#">Writing - Percent Proficient or Advanced on PSSA</a>	 79.71
<a href="#">Industry Standards-Based Competency Assessments - Percent Competent or Advanced</a>	 NA
<a href="#">Grade 3 Reading - Percent Proficient or Advanced on PSSA</a>	 79.71
<a href="#">SAT/ACT College Ready Benchmark</a>	 <u>NA</u>
<b>Indicators of Closing the Achievement Gap - All Students</b>	
<a href="#">Mathematics/Algebra I - Percent of Required Gap Closure Met</a>	 NA
<a href="#">Reading/Literature - Percent of Required Gap Closure Met</a>	 NA
<a href="#">Science/Biology - Percent of Required Gap Closure Met</a>	 NA
<a href="#">Writing - Percent of Required Gap Closure Met</a>	 NA
<b>Indicators of Closing the Achievement Gap - Historically Underperforming Students *</b>	
<a href="#">Mathematics/Algebra I - Percent of Required Gap Closure Met</a>	 NA
<a href="#">Reading/Literature - Percent of Required Gap Closure Met</a>	 NA
<a href="#">Science/Biology - Percent of Required Gap Closure Met</a>	 NA
<a href="#">Writing - Percent of Required Gap Closure Met</a>	 NA
<b>Indicators of Academic Growth/PVAAS</b>	
<a href="#">Mathematics/Algebra I - Meeting Annual Academic Growth Expectations</a>	 100.00
<a href="#">Reading/Literature - Meeting Annual Academic Growth Expectations</a>	 81.00
<a href="#">Science/Biology - Meeting Annual Academic Growth Expectations</a>	 100.00
<a href="#">Writing - Meeting Annual Academic Growth Expectations</a>	 96.00
<b>Other Academic Indicators</b>	
<a href="#">Cohort Graduation Rate</a>	 NA
<a href="#">Promotion Rate **</a>	 NA
<a href="#">Attendance Rate</a>	 95.78
<a href="#">Advanced Placement, International Baccalaureate Diploma, or College Credit</a>	 <u>NA</u>
<a href="#">PSAT/Plan Participation</a>	 <u>NA</u>
<b>Extra Credit for Advanced Achievement</b>	
<a href="#">Percent PSSA/Keystone Advanced - Mathematics/Algebra I</a>	54.12
<a href="#">Percent PSSA/Keystone Advanced - Reading/Literature</a>	36.20
<a href="#">Percent PSSA/Keystone Advanced - Science/Biology</a>	64.70

<a href="#">Percent PSSA Advanced - Writing</a>	2.90
<a href="#">Percent Advanced - Industry Standards-Based Competency Assessments</a>	NA
<a href="#">Percent 3 or Higher on an Advanced Placement Exam</a>	<a href="#">NA</a>
<i>* Indicators of closing the achievement gap will be included in 2013 - 2014</i>	
<i>** Promotion Rate will be included in 2013-2014</i>	
 <a href="#">View Calculation</a>	



## Regency Park El Sch (2012 - 2013)

## Building Level Academic Score

 **83.3**

Select View Calculation below to see the detailed calculation used to determine the building level academic score.

 [View Calculation](#)

## Federal Accountability Designation

**Title I School: Reward (High Progress)**

☒ Federal Accountability Measures

☒ Federal Accountability Descriptions

Required Federal Reporting [www.esaefedreport.com](http://www.esaefedreport.com)  
Measures


## Academic Performance Fast Facts

(Select any data element for its definition.)

<a href="#">PSSA/Keystone Proficiency Reported for Grade(s)</a>	3,4,5,6
<a href="#">Test Participation Rate: Mathematics/Algebra I - All Students</a>	100.0
<a href="#">Test Participation Rate: Reading/Literature - All Students</a>	100.0
<a href="#">Test Participation Rate: Science/Biology - All Students</a>	100.0
<a href="#">Test Participation Rate: Writing - All Students</a>	100.0
<a href="#">Students Eligible for Opportunity Scholarship Tax Credit Program</a>	No
<a href="#">SAT Subject Scores (Averages)</a>	Math NA Reading NA Writing NA
<a href="#">ACT Subject Scores (Averages)</a>	Math NA Reading NA English NA Science NA


## Academic Performance Data

(This data is used to determine the building level academic score.)



(Select any data element for further detail.)

Data Element	Performance Measure
<b>Indicators of Academic Achievement</b>	
<a href="#">Mathematics/Algebra I - Percent Proficient or Advanced on PSSA/Keystone</a>	76.87
<a href="#">Reading/Literature - Percent Proficient or Advanced on PSSA/Keystone</a>	73.47
<a href="#">Science/Biology - Percent Proficient or Advanced on PSSA/Keystone</a>	97.30
<a href="#">Writing - Percent Proficient or Advanced on PSSA</a>	65.00
<a href="#">Industry Standards-Based Competency Assessments - Percent Competent or Advanced</a>	NA
<a href="#">Grade 3 Reading - Percent Proficient or Advanced on PSSA</a>	65.22
<a href="#">SAT/ACT College Ready Benchmark</a>	NA
<b>Indicators of Closing the Achievement Gap - All Students</b>	
<a href="#">Mathematics/Algebra I - Percent of Required Gap Closure Met</a>	NA
<a href="#">Reading/Literature - Percent of Required Gap Closure Met</a>	NA
<a href="#">Science/Biology - Percent of Required Gap Closure Met</a>	NA
<a href="#">Writing - Percent of Required Gap Closure Met</a>	NA
<b>Indicators of Closing the Achievement Gap - Historically Underperforming Students *</b>	
<a href="#">Mathematics/Algebra I - Percent of Required Gap Closure Met</a>	NA
<a href="#">Reading/Literature - Percent of Required Gap Closure Met</a>	NA
<a href="#">Science/Biology - Percent of Required Gap Closure Met</a>	NA
<a href="#">Writing - Percent of Required Gap Closure Met</a>	NA
<b>Indicators of Academic Growth/PVAAS</b>	
<a href="#">Mathematics/Algebra I - Meeting Annual Academic Growth Expectations</a>	100.00
<a href="#">Reading/Literature - Meeting Annual Academic Growth Expectations</a>	88.00
<a href="#">Science/Biology - Meeting Annual Academic Growth Expectations</a>	100.00
<a href="#">Writing - Meeting Annual Academic Growth Expectations</a>	63.00
<b>Other Academic Indicators</b>	
<a href="#">Cohort Graduation Rate</a>	NA
<a href="#">Promotion Rate **</a>	NA
<a href="#">Attendance Rate</a>	95.80
<a href="#">Advanced Placement, International Baccalaureate Diploma, or College Credit</a>	NA
<a href="#">PSAT/Plan Participation</a>	NA
<b>Extra Credit for Advanced Achievement</b>	
<a href="#">Percent PSSA/Keystone Advanced - Mathematics/Algebra I</a>	38.77
<a href="#">Percent PSSA/Keystone Advanced - Reading/Literature</a>	29.25
<a href="#">Percent PSSA/Keystone Advanced - Science/Biology</a>	48.65

<a href="#">Percent PSSA Advanced - Writing</a>	5.00
<a href="#">Percent Advanced - Industry Standards-Based Competency Assessments</a>	NA
<a href="#">Percent 3 or Higher on an Advanced Placement Exam</a>	<a href="#">NA</a>
<i>* Indicators of closing the achievement gap will be included in 2013 - 2014</i>	
<i>** Promotion Rate will be included in 2013-2014</i>	
 <a href="#">View Calculation</a>	